

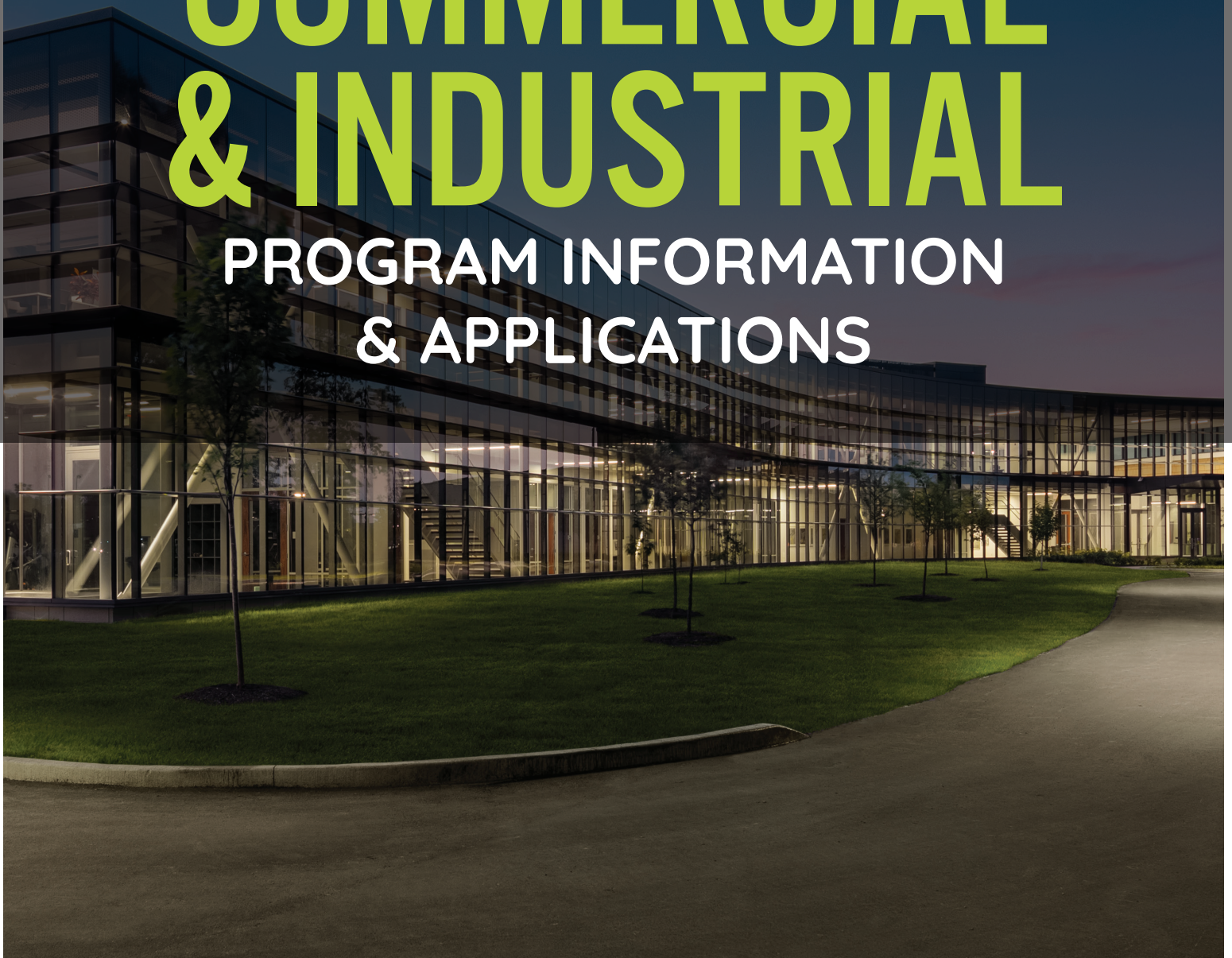


*Energy-Smart Solutions from
Your Local Electric Cooperative*

2021

COMMERCIAL & INDUSTRIAL

PROGRAM INFORMATION
& APPLICATIONS



An aerial photograph of a wind farm at sunset. Several white wind turbines are visible, receding into the distance along a dirt road. The sun is low on the horizon, creating a warm, golden glow across the sky and the dark, textured fields. The overall mood is serene and hopeful.

**HAVE QUESTIONS OR NEED HELP
COMPLETING YOUR APPLICATION?**

CALL 877.653.8288 OR EMAIL APPLY@POWERMOVES.COM.

TABLE OF CONTENTS

PROGRAM OVERVIEW

FAQs	4
How to Apply	6
Terms and Conditions	8

SPECIFICATIONS

Lighting	9
Non-Lighting	13
New Construction	21
Custom	23

APPLICATION AND WORKSHEETS

The application and worksheets can be found in the folder at the back of this document for easy mailing, faxing or scanning. If you would like to print more copies or would prefer to complete this as a PDF form online, you can download the application and worksheets at www.PowerMoves.com.

The image shows a printed application form for Power Moves. The form is titled "POWER MOVES 2021 RETROFIT PRESCRIPTIVE AND CUSTOM REBATE APPLICATION". It includes sections for "BASIC INFORMATION" (Name, Address, City, State, ZIP, Phone, Email) and "INSTALLATION SITE INFORMATION" (Site Name, Address, City, State, ZIP, Phone, Email). There are checkboxes for "Type of Business Where Equipment Was Installed" (Retail Center, Logistics, Warehouse/Distribution Center, Office, etc.) and "Type of Equipment" (Lighting, HVAC, etc.). The form also includes a "POWER MOVES" logo and the tagline "Energy-Smart Solutions from Your Local Electric Cooperative".

FOLDER

OR



PDFS ON WEBSITE

PROGRAM FAQs

WHAT IS THE POWER MOVES® COMMERCIAL & INDUSTRIAL REBATE PROGRAM?

The POWER MOVES® C&I Rebate Program helps make upgrades, renovations and new construction projects at your business more affordable by offering rebates on energy-efficient equipment. Provided by Wabash Valley Power Alliance (WVPA) and its participating member co-ops, the program makes energy-efficiency projects more affordable, so you can save more energy (and money) in the long run!

READY TO CREATE YOUR ONLINE PORTAL ACCOUNT? HERE'S HOW:

- Visit TradeAlly.EfficiencyNavigator.com.
- Enter your email, password and select "Register as a New User".
- Complete the registration form and select Trade Ally Account Type to properly track your projects in this system.
- Check e-mail for "Welcome to NGAGE Partner" confirmation to verify your account.
- Once you've received the e-mail verification, log-back in to Efficiency Navigator and enter a unique 9-digit ID# for the Tax ID. This is needed for a unique identifier for our system. Then fill in the Account Setup section.
- Select Power Moves – Co-op C&I Prescriptive 2021.
- Your request to set up an account will be reviewed by our staff and approved in three to five days. You will receive an e-mail notification once your account is active.
- You are now ready to submit your first Rebate Application.

WHO IS ELIGIBLE TO PARTICIPATE IN THIS PROGRAM?

Non-residential members of participating electric cooperatives are eligible within existing or new business facilities. The business/facility must be located on participating co-op lines. Visit www.PowerMoves.com to find out whether your co-op participates.

WHICH PROJECTS QUALIFY FOR A REBATE?

Your business can earn rebates on a set list of prescriptive (or one-for-one) upgrades, a custom project (if your measures don't fall into our set list), or you can take advantage of available new construction rebates. Eligible equipment includes LED lighting, variable frequency drives, HVAC, geothermal heat pumps and more! To review all potential rebates, explore this application, visit www.PowerMoves.com, or contact us at **877.653.8288** or apply@PowerMoves.com as soon as you start thinking about your project. We're here to help!

HOW DO I KNOW IF MY PROJECT QUALIFIES AS A PRESCRIPTIVE PROJECT, A CUSTOM PROJECT OR A NEW CONSTRUCTION PROJECT?

- A **prescriptive project** is one in which you are replacing an existing piece of equipment for another qualifying piece of equipment listed on the application.
- A **custom project** is one in which you know you will save electricity through the project, but the equipment is not listed on the application. In this case, you would contact **877.653.8288** or apply@PowerMoves.com, then complete the Custom application to get your rebate funds pre-approved prior to starting your project.
- A **new construction project** must involve commercial new construction, an addition on an existing commercial facility, the change of use of a commercial facility, or the total gut rehab of an existing commercial facility. If this is the case, you must complete a Project Information Form to begin.
- Still not sure? Contact **877.653.8288** or apply@PowerMoves.com today and we'll help!



WHAT IS THE MAXIMUM REBATE EACH MEMBER CAN EARN?

For prescriptive projects, the limit is \$25,000 per member per calendar year. For custom projects, the limit is \$50,000 per member per calendar year.

WHO RECEIVES THE REBATE PAYMENT?

This is entirely up to the member. All checks are paid automatically to the member unless the member designates the payment be made to a third-party on the application.

WHAT IS A TRADE ALLY?

A Trade Ally is any contractor who sells or installs energy-efficient equipment, and/or assists customers with their rebate applications.

WHAT IS THE DEADLINE FOR APPLYING?

The best way to determine your project's deadline is by contacting us at **877.653.8288** or **apply@PowerMoves.com**. In general, you must apply for a prescriptive rebate within 60 days from the project's completion. All custom projects require pre-approval before purchasing product. For new construction, please include us in your design process. Visit **www.PowerMoves.com** to download the application.

WHAT MUST BE INCLUDED ON MY PROJECT'S INVOICES?

Clear, legible invoices are required when submitting your application. Please make sure your invoices include:

- Invoice number and date
- Vendor name and address
- Itemized list of specific equipment, including: model number, manufacturer, unit price, and quantity
- Serial numbers for each newly installed heat pump, AC unit, chiller, air compressor, or VFD
- Customer name and installation address
- Purchase total
- If payment is made to third-party the rebate must be shown deducted from project total.

HOW CAN I GET THE MOST FROM THIS PROGRAM?

Talk to us before your plans are on paper. Often, we can help you and your contractors find a better solution at a lower cost, while paving the way for additional rebates.

WHAT ARE THE STEPS FOR APPLYING?

Great question! See the steps outlined on the following pages.

HOW TO APPLY



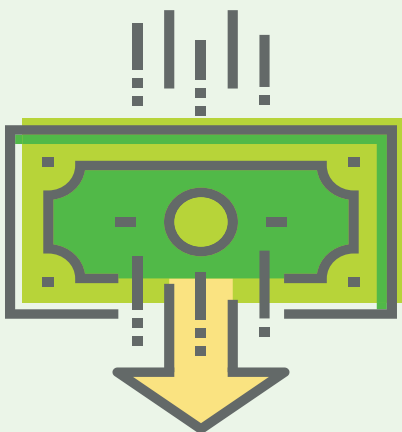
01 VERIFY ELIGIBILITY

To qualify for rebates in the POWER MOVES® program, the non-residential building must be located on co-op lines. Program eligibility requirements are subject to change or termination with or without notice at the sole discretion of Wabash Valley Power Alliance, so please call your co-op to verify participation or see the list at www.PowerMoves.com. To meet rebate criteria, all products must be DesignLights Consortium (DLC) listed. For reference please visit www.PowerMoves.com/why-DLC.



02 DETERMINE WHICH PROGRAM(S) YOU SHOULD APPLY WITHIN.

The best way to do this is to contact the energy advisor at your co-op as soon as you start thinking about the project. While prescriptive projects do not require pre-approval, custom and new construction projects do. And by calling us before you put your plans in place, we can help you get the highest rebate available for your project.



04 WE MAIL YOU A CHECK.

You cash it!



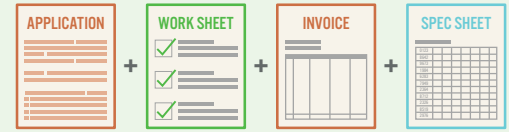
Is pre-approval required?

☐ YES ☒ NO


PRESCRIPTIVE PROGRAM

If your project is a one-for-one replacement with a measure(s) listed on the prescriptive worksheet, please apply for rebate through the PRESCRIPTIVE PROGRAM.

- 1. Select and install qualifying equipment.** Be sure to review the requirements listed in the application.
- 2. Submit your completed application.** Within 60 days of completing your project, submit the application form, the worksheet that corresponds to your project, the invoice or proof of purchase, and the specifications for your new equipment.



- 3. Be available for a potential walk-through.** Call us to schedule a final inspection of the installed equipment.



Is pre-approval required?

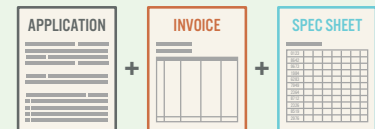
☒ YES ☐ NO

CUSTOM PROGRAM

If your project does not match one of the prescriptive measures listed on the worksheet, and you are certain it will save energy, you may qualify for rebates through the CUSTOM PROGRAM.

- 1. Submit a Custom Rebate Application for pre-approval.** This needs to be submitted before you purchase your new equipment.
- 2. Review your project with an energy engineer.** After we receive your application, we will contact you to discuss your project in greater detail.
- 3. Sign and return your Funds Reservation letter.** Based on your pre-approval application and discussion with our energy engineer, you will receive a letter outlining the rebate total we've reserved for you. Please sign and return within 7 days.
- 4. Keep in touch to keep your rebates on track.** Complex projects can change along the way. Just remember to keep us in the loop so we can make sure you're still eligible for rebates.

- 5. Complete your project and submit your application.** Within 60 days of completion, submit the Final Custom Rebate Form, all invoices or proofs of purchase, and the specifications for your new equipment.



- 6. Meet with an energy engineer for final inspection.** Call us to schedule a brief walk-through to ensure what you installed matches your application.



NEW CONSTRUCTION PROGRAM

If your project involves new construction, an addition to an existing facility, a change in use of a facility, or the total gut rehab of an existing facility, you may qualify for rebates through the NEW CONSTRUCTION PROGRAM.



Is pre-approval required?

☒ YES ☐ NO

- 1. Contact the energy advisor at your co-op.** As soon as you start thinking about the project, we'll help you set up a meeting with a POWER MOVES® energy engineer. We'll collaborate with you, your contractors, architect and designer on the equipment qualifications necessary to receive the most rebates.
- 2. Submit a Project Information Form.** This form outlines your project plans. Your energy engineer will use this information to talk with you and/or your contractor about rebate qualifications and project timing.

- 3. Keep in touch to keep your rebates on track.** Complex projects can change along the way. Just remember to keep us in the loop so we can make sure you're still eligible for rebates.
- 4. Complete your project and notify us for an inspection.** If what you've installed matches what you told us, we're good to go! If things don't match, we will make adjustments and let you know if this impacts your eligibility or rebate amount.
- 5. We prepare the final paperwork – you just sign!** This document will show what you did and the amount of rebates you'll receive.

2021 COMMERCIAL & INDUSTRIAL PROGRAM

TERMS AND CONDITIONS

This program can be changed or cancelled at any time at the sole discretion of Wabash Valley Power Alliance, with or without notice.

ELIGIBILITY REQUIREMENTS

- Non-residential members of electric cooperatives participating in Wabash Valley Power Alliance's POWER MOVES® energy efficiency programs. Facility or business must be located on participating co-op lines. Please call your co-op to verify participation or see the list at www.PowerMoves.com.
- Program eligibility requirements are subject to change or termination with or without notice at the sole discretion of Wabash Valley Power Alliance.

PROGRAM PARAMETERS

- All rebated equipment must be new; used or rebuilt equipment is not eligible for a rebate.
- Rebate items must be installed on the electric cooperative account listed on this application.
- Rebated equipment must meet program technical specifications.

APPLICATION PROCEDURES AND DEADLINES

- Applications are to be submitted within 60 days after the project completion date. An invoice and all required documentation must be included for the application to be considered complete.
- Rebated equipment must be installed and operational on or after January 1, 2021 and on or before December 31, 2021. All applications should be postmarked by February 28, 2022.

ABILITY TO CONFIRM INSTALLATION (RIGHT TO CONDUCT INSPECTION)

- Pre-install inspection: Wabash Valley Power Alliance reserves the right to inspect the program participant's facility to verify that equipment meeting program qualifications does exist prior to providing a rebate, and the program participant agrees to provide reasonable access to the premises for such purposes.
- Post-install inspection: Wabash Valley Power Alliance reserves the right to inspect the program participant's facility to verify that equipment matching the information provided on the program application has been placed in service at that facility, and the program participant agrees to provide reasonable access to the premises for such purposes.
 - Following a post-inspection, participants have 30 days to submit any additional information requested by Wabash Valley Power Alliance. Failure to submit requested information may result in application rejection.
 - If the post-inspection finds the owner or their contractor did not comply with program rules and standards, any rebate received must be returned to Wabash Valley Power Alliance within 60 days of notice of noncompliance.
- Wabash Valley Power Alliance reserves the right to conduct an additional post-install inspection for program portfolio evaluation, measurement, and verification (EM&V) purposes. Rebates received will not be affected by the results of this inspection.

HOW PAYMENTS ARE TO BE MADE AND RIGHTS RESERVED WITH THE FORM OF PAYMENT

- The maximum total C&I prescriptive rebate payment per member is \$25,000 per year and the maximum for a custom project is \$50,000 per year.
- The rebate payment cannot exceed 75% of the Prescriptive project cost and 50% of the Custom project cost. Self-installation labor costs cannot be included in total project cost.
- Payments will be made via a check to the C&I member or to a third-party, if requested on this application.
- Wabash Valley Power Alliance reserves the right to withhold payment for projects that do not meet the program requirements, as determined within its sole discretion.
- Program funds are limited. Rebates are available on a first-come, first-served basis.
- Rebate amounts, thresholds, and offerings are subject to change or termination with or without notice at the sole discretion of Wabash Valley Power Alliance.
- Wabash Valley Power Alliance is not liable for rebates promised as a result of program misrepresentation or lack of rules verification.

LOGO USAGE

- Program applicants, participants or trade allies may not use our logo or name without prior express written permission.

DISCLAIMERS FOR WVPA'S LIABILITY FOR PROGRAM PARTICIPATION

- Wabash Valley Power Alliance and its member cooperatives do not endorse any particular manufacturer, product, or system design by offering these rebates;
- Will not be responsible for any tax liability imposed on any program participant as a result of the payment of rebates;
- Do not expressly or impliedly warrant the performance of installed equipment;
- Are not responsible for the handling, storage, treatment, transportation, or disposal of any waste generated as a result of any measures for which rebates have been applied for and/or received under this program nor any resultant environmental contamination related to the same;
- Are not liable for any damage caused by the operation or malfunction of the installed equipment; and
- Do not guarantee that a specific level of energy or cost savings will result from the implementation of energy conservation measures or the use of products funded under this program.



*Energy-Smart Solutions from
Your Local Electric Cooperative*

LIGHTING REBATES

RETROFIT SPECIFICATIONS

Have questions or need help completing your application?
Call **877-653-8288** or email apply@PowerMoves.com.

2021 RETROFIT PRESCRIPTIVE REBATES

LIGHTING SPECIFICATIONS

LIGHTING OCCUPANCY SENSORS

Equipment Type	Replacing	Unit	Rebate	Specifications
Occupancy Sensors – Wall-Mounted (<i>must control a minimum of 75 watts</i>)	Manual Control	Sensor	\$20	May be wall- or ceiling-mounted, passive infrared, ultrasonic, or dual technology sensors which are permanently installed. Program start ballasts are recommended for longer life with occupancy sensors.
Occupancy Sensors – Ceiling-Mounted (<i>must control a minimum of 75 watts</i>)	Manual Control	Sensor	\$20	
Occupancy Sensors – Fixture-Mounted (<i>must control a minimum of 75 watts</i>)	Manual Control	Sensor	\$20	

SIGNS & SIGNALS

Equipment Type	Replacing	Unit	Rebate	Specifications
LED, T-1, or Electroluminescent Exit Signs	Incandescent or CFL Exit Sign	Sign	\$6	Rebates are based on a one-for-one replacement of existing exit signs with LED, T-1, or Electroluminescent exit signs. Exit signs must be equal to or less than 8 watts including the power supply for the battery backup. CFL exit signs do not qualify for a rebate.
LED Auto Traffic Signal	Incandescent Signal	Ball or Arrow	\$12.50	
LED Pedestrian Signal	Incandescent Signal	Signal	\$25	

8' T8 OR T12 FLUORESCENT FIXTURES

Equipment Type	Replacing	Unit	Rebate	Specifications
LED Fixture DLC Listed Only	8' Fluorescent Lamps	Fixture	\$0.40 per Watt Reduced	LED installations must be listed on the DLC Solid State in order to qualify. Existing baseline wattage is based on total fixture wattage including ballasts.

FIXTURE REMOVAL (INTERIOR)

The rebate can only be used for fixtures that have been completely removed and not replaced. For example: If you are replacing 65 fixtures with 65 new fixtures, you are not eligible for this fixture removal rebate. However, if you are replacing 65 fixtures with only 50 new fixtures, you may use this fixture removal rebate on the 15 fixtures that have been permanently removed. Fixture removal requires a permanent removal of lamps, ballasts and sockets in the system being rebated. By submitting this form, you are granting permission for POWER MOVES® to verify removal at their discretion. The rebate is \$0.10 per Watt removed.

2021 RETROFIT PRESCRIPTIVE REBATES

LIGHTING SPECIFICATIONS

LEDS - EXTERIOR				
Equipment Type	Replacing	Unit	Rebate	Specifications
DesignLights LED Pole/Arm-Mounted Area and Roadway Luminaires (3,500-7,999 lumens)	100W HID (MH, HPS, etc.) Pole/Arm-Mounted Area and Roadway Luminaires (Exterior)	Head	\$35	Rebates are based on a one-for-one replacement of existing lighting fixtures with LED fixtures. All LED fixtures must appear on a DesignLights Consortium listing. Visit designlights.org .
DesignLights LED Pole/Arm-Mounted Area and Roadway Luminaires (8,000-17,999 lumens)	250W HID (MH, HPS, etc.) Pole/Arm-Mounted Area and Roadway Luminaires (Exterior)	Head	\$90	
DesignLights LED Pole/Arm-Mounted Area and Roadway Luminaires ($\geq 18,000$ lumens)	400W HID (MH, HPS, etc.) Pole/Arm-Mounted Area and Roadway Luminaires (Exterior)	Head	\$120	
LED Wall-Mounted Area Luminaires	HID (MH, HPS, etc.) Wall-Mounted Area Luminaires (Exterior)	Fixture	\$35	
LED Canopy Luminaires	HID (MH, HPS, etc.) Canopy Luminaires (Exterior)	Fixture	\$50	
LED Parking Garage Luminaires	HID (MH, HPS, etc.) Parking Garage Luminaires	Fixture	\$50	

LEDS - SCREW-INS				
Equipment Type	Replacing	Unit	Rebate	Specifications
LED Screw-In (<15W) (ENERGY STAR® only)	Incandescent/CFL	Lamp	\$3	E26 base Screw-in equipment must be ENERGY STAR listed. E39 Mogul Base equipment must appear on a DesignLights Consortium listing. Rebates for E26 base screw-in LED lamp replacements will be capped at 100% of their invoiced cost.
LED Screw-in (≥ 15 W) (ENERGY STAR only)	Incandescent/CFL	Lamp	\$5	
LED 2-Pin Base (<15W) (ENERGY STAR only)	Fluorescent Lamp	Lamp	\$3	
LED 2-Pin Base (≥ 15 W) (ENERGY STAR only)	Fluorescent Lamp	Lamp	\$5	
LED 4-Pin Base (<15W) (DLC listed)	Fluorescent Lamp	Lamp	\$3	
LED 4-Pin Base (≥ 15 W) (DLC listed)	Fluorescent Lamp	Lamp	\$5	
10W-17.9W Corn Cobb E39 Mogul Base	30W HID (MH, HPS, etc.)	Lamp	\$10	
18W-23.9W Corn Cobb E39 Mogul Base	70W HID (MH, HPS, etc.)	Lamp	\$12	
24W-44.9W Corn Cobb E39 Mogul Base	100W HID (MH, HPS, etc.)	Lamp	\$15	
45W-79.9W Corn Cobb E39 Mogul Base	175W HID (MH, HPS, etc.)	Lamp	\$25	
80W-119.9W Corn Cobb E39 Mogul Base	250W HID (MH, HPS, etc.)	Lamp	\$35	
≥ 120 W Corn Cobb E39 Mogul Base	400W HID (MH, HPS, etc.)	Lamp	\$45	

2021 RETROFIT PRESCRIPTIVE REBATES

LIGHTING SPECIFICATIONS

LEDS - INTERIOR				
Equipment Type	Replacing	Unit	Rebate	Specifications
Interior Downlight Retrofit Kit (CFL to LED)	Pin-based CFL Can Light	Fixture	\$5	<ul style="list-style-type: none"> • LED fixtures must be DLC listed. • Interior downlight retrofit kits must be ENERGY STAR qualified. • LED measures can be installed as “replace on burn-out” or as a retrofit to existing, operational lamps. • LED Retrofit kits are not eligible for a prescriptive rebate, but may qualify under our C&I Custom Program which requires Program pre-approval prior to purchase. • In order to qualify for a rebate, pin-based LEDs and tubular LEDs must appear on the Design Lights Consortium (DLC) Qualified Products List found at www.DesignLights.org. For more information on the DLC, visit www.PowerMoves.com/why-DLC.
LED Interior Downlight (DLC-listed-only)	CFL or Incandescent Downlight	Fixture	\$5	
LED Lighting for Refrigeration Cases	Fluorescent Lighting	Door	\$45	
LED Commercial Fixture	≤ 175W HID (MH, HPS, etc.) Fixture	Fixture	\$75	
LED Low-Bay Fixture	250W HID (MH, HPS, etc.) Fixture	Fixture	\$80	
LED High-Bay Fixture	≥ 320W HID (MH, HPS, etc.) Fixture	Fixture	\$125	
LED High-Bay Fixture	4 & 6 lamp T5HO Fixtures	Fixture	\$65	
LED High-Bay Fixture	8 & 10 Lamp T5HO Fixtures	Fixture	\$120	
LED 2x2 Troffer Light Fixture (not retrofit kit)	Fluorescent Fixture	Fixture	\$40	
LED 2x4 Troffer Light Fixture (not retrofit kit)	Fluorescent Fixture	Fixture	\$50	
LED 1x4 Troffer Light Fixture (not retrofit kit)	Fluorescent Fixture	Fixture	\$40	
LED – Linear Tube 4' Lamp (DLC-listed only)	T-8 Linear Fluorescent Lamp	Lamp	\$3	
LED Linear T5 Tube 4' Lamp (DLC-listed only)	T-5 Linear Fluorescent Lamp	Lamp	\$3	
LED Linear T-5 HO Tube 4' Lamp DLC-listed only)	T5HO Linear Fluorescent Lamp	Lamp	\$3	
LED – Linear Tube 8' Lamp (DLC-listed only)	8' Fluorescent Lamp	Lamp	\$5	



*Energy-Smart Solutions from
Your Local Electric Cooperative*

NON-LIGHTING REBATES

RETROFIT SPECIFICATIONS

Have questions or need help completing your application?
Call **877-653-8288** or email apply@PowerMoves.com.

2021 RETROFIT PRESCRIPTIVE REBATES

NON-LIGHTING SPECIFICATIONS

CHILLERS - AIR COOLED WITH CONDENSER (Available in IN and MO only)

Equipment Description	Maximum IPLV (kW/ton)	Minimum COP	Rebate per Ton	Specifications
Elec. Chiller - Tier 1	1.05	3.08	\$25	<ul style="list-style-type: none"> Chillers must meet both the minimum IPLV and minimum COP to qualify The following items MUST be included with this application in order for a rebate to be considered: AHRI certification; manufacturer's data sheet that includes full load efficiency, part load efficiencies, and testing conditions; copy of invoice If the manufacturer has provided IPLV in terms of COP it must be converted to kW/ton to confirm eligibility using this formula: $\text{kW/ton} = 12/(\text{COP} \times 3.412)$
Elec. Chiller - Tier 2	.96	3.36	\$40	

CHILLERS - AIR COOLED WITHOUT CONDENSER (Available in IN and MO only)

Elec. Chiller - Tier 1	.96	3.36	\$25	<ul style="list-style-type: none"> Chillers must meet both the minimum IPLV and minimum COP to qualify The following items MUST be included with this application in order for a rebate to be considered: AHRI certification; manufacturer's data sheet that includes full load efficiency, part load efficiencies, and testing conditions; copy of invoice If the manufacturer has provided IPLV in terms of COP it must be converted to kW/ton to confirm eligibility using this formula: $\text{kW/ton} = 12/(\text{COP} \times 3.412)$
Elec. Chiller - Tier 2	.85	3.36	\$40	

CHILLERS - WATER COOLED, POSITIVE DISPLACEMENT (ROTARY SCREW AND SCROLL) (Available in IN and MO only)

Elec. Chiller - Tier 1, < 150 tons	.63	4.95	\$25	<ul style="list-style-type: none"> Chillers must meet both the minimum IPLV and minimum COP to qualify The following items MUST be included with this application in order for a rebate to be considered: AHRI certification; manufacturer's data sheet that includes full load efficiency, part load efficiencies, and testing conditions; copy of invoice If the manufacturer has provided IPLV in terms of COP it must be converted to kW/ton to confirm eligibility using this formula: $\text{kW/ton} = 12/(\text{COP} \times 3.412)$
Elec. Chiller - Tier 1, 150-299 tons	.57	5.41	\$25	
Elec. Chiller - Tier 1, ≥ 300 tons	.51	6.06	\$25	
Elec. Chiller - Tier 2, < 150 tons	.56	5.58	\$40	
Elec. Chiller - Tier 2, 150-299 tons	.51	6.17	\$40	
Elec. Chiller - Tier 2, ≥ 300 tons	.46	6.89	\$40	

CHILLERS - WATER COOLED, CENTRIFUGAL (Available in IN and MO only)

Equipment Description	Maximum IPLV (kW/ton)	Minimum COP	Rebate per Ton	Specifications
Elec. Chiller - Tier 1, < 150 tons	.60	5.58	\$25	<ul style="list-style-type: none"> Chillers must meet both the minimum IPLV and minimum COP to qualify The following items MUST be included with this application in order for a rebate to be considered: AHRI certification; manufacturer's data sheet that includes full load efficiency, part load efficiencies, and testing conditions; copy of invoice If the manufacturer has provided IPLV in terms of COP it must be converted to kW/ton to confirm eligibility using this formula: $\text{kW/ton} = 12/(\text{COP} \times 3.412)$
Elec. Chiller - Tier 1, 150-299 tons	.54	6.17	\$25	
Elec. Chiller - Tier 1, ≥ 300 tons	.49	6.76	\$25	
Elec. Chiller - Tier 2, < 150 tons	.53	6.28	\$40	
Elec. Chiller - Tier 2, 150-299 tons	.48	6.89	\$40	
Elec. Chiller - Tier 2, ≥ 300 tons	.44	7.64	\$40	

2021 RETROFIT PRESCRIPTIVE REBATES

NON-LIGHTING SPECIFICATIONS

CEE TIER 1 AIR-COOLED UNITARY PACKAGED AC AND SPLIT SYSTEMS

Equipment Description	Specifications	Rebate per Ton
Air Conditioning < 65,000 Btuh (5.4 tons) (IN and MO only)	<ul style="list-style-type: none"> Split Systems: SEER \geq 15 Packaged: SEER \geq 15 Equipment must meet the nominal efficiency level based on the size category. Eligibility is based on ratings published in the AHRI Directory of Certified Performance (www.ahridirectory.org). Both the condenser and evaporator must be replaced with matching outdoor/indoor units. Model numbers for both outdoor and indoor units must be provided. Window air conditioners are not eligible. 	\$60
Air Conditioning 65,000 Btuh (5.4 tons) - 239,999 Btuh (20 tons)	<ul style="list-style-type: none"> EER \geq 11.5 Equipment must meet the nominal efficiency level based on the size category. Eligibility is based on ratings published in the AHRI Directory of Certified Performance (www.ahridirectory.org). Both the condenser and evaporator must be replaced with matching outdoor/indoor units. Model numbers for both outdoor and indoor units must be provided. Window air conditioners are not eligible. 	\$60
Air Conditioning 240,000 Btuh (20 tons) - 760,000 Btuh (63.3 tons)	<ul style="list-style-type: none"> EER \geq 10.5 Equipment must meet the nominal efficiency level based on the size category. Eligibility is based on ratings published in the AHRI Directory of Certified Performance (www.ahridirectory.org). Both the condenser and evaporator must be replaced with matching outdoor/indoor units. Model numbers for both outdoor and indoor units must be provided. Window air conditioners are not eligible. 	\$60

CEE TIER 2 AIR-COOLED UNITARY PACKAGED AC AND SPLIT SYSTEMS

Equipment Description	Specifications	Rebate per Ton
Air Conditioning < 65,000 Btuh (5.4 tons)	<ul style="list-style-type: none"> Split Systems: SEER \geq 16 Packaged: SEER \geq 16 Equipment must meet the nominal efficiency level based on the size category. Eligibility is based on ratings published in the AHRI Directory of Certified Performance (www.ahridirectory.org). Both the condenser and evaporator must be replaced with matching outdoor/indoor units. Model numbers for both outdoor and indoor units must be provided. Window air conditioners not eligible. 	\$75
Air Conditioning 65,000 Btuh (5.4 tons) - 239,999 Btuh (20 tons)	<ul style="list-style-type: none"> EER \geq 12 Equipment must meet the nominal efficiency level based on the size category. Eligibility is based on ratings published in the AHRI Directory of Certified Performance (www.ahridirectory.org). Both the condenser and evaporator must be replaced with matching outdoor/indoor units. Model numbers for both outdoor and indoor units must be provided. Window air conditioners not eligible. 	\$75
Air Conditioning 240,000 Btuh (20 tons) - 760,000 Btuh (63.3 tons)	<ul style="list-style-type: none"> EER \geq 10.8 Equipment must meet the nominal efficiency level based on the size category. Eligibility is based on ratings published in the AHRI Directory of Certified Performance (www.ahridirectory.org). Both the condenser and evaporator must be replaced with matching outdoor/indoor units. Model numbers for both outdoor and indoor units must be provided. Window air conditioners not eligible. 	\$75

CEE TIER 1 AIR SOURCE HEAT PUMPS

Equipment Description	Specifications	Rebate per Ton
Air Source Heat Pumps < 65,000 Btuh (5.4 tons) (IN and MO only)	<ul style="list-style-type: none"> Split Systems: SEER \geq 15, HSPF \geq 9 Packaged: SEER \geq 15, HSPF \geq 8.5 Equipment must meet the nominal efficiency level based on the size category. Eligibility is based on ratings published in the AHRI Directory of Certified Performance (www.ahridirectory.org). Both the condenser and evaporator must be replaced with matching outdoor/indoor units. Model numbers for both outdoor and indoor units must be provided. 	\$60

Additional measures continued on next page.

2021 RETROFIT PRESCRIPTIVE REBATES

NON-LIGHTING SPECIFICATIONS

CEE TIER 1 AIR SOURCE HEAT PUMPS

Equipment Description	Specifications	Rebate per Ton
Air Source Heat Pump 65,000 Btuh (5.4 tons) - 134,999 Btuh (10.9 Tons)	EER ≥ 11.5, COP ≥ 3.4 • Equipment must meet the nominal efficiency level based on the size category. Eligibility is based on ratings published in the AHRI Directory of Certified Performance (www.ahridirectory.org). • Both the condenser and evaporator must be replaced with matching outdoor/indoor units. Model numbers for both outdoor and indoor units must be provided.	\$60
Air Source Heat Pump 135,000 Btuh (11 tons) - 240,000 Btuh (20 Tons)	EER ≥ 11.5, COP ≥ 3.2 • Equipment must meet the nominal efficiency level based on the size category. Eligibility is based on ratings published in the AHRI Directory of Certified Performance (www.ahridirectory.org). • Both the condenser and evaporator must be replaced with matching outdoor/indoor units. Model numbers for both outdoor and indoor units must be provided.	\$60

CEE TIER 2 AIR SOURCE HEAT PUMPS

Equipment Description	Specifications	Rebate per Ton
Air Source Heat Pump < 65,000 Btuh (5.4 tons)	• Split Systems: SEER ≥ 16, HSPF ≥ 9.5 • Packaged: SEER ≥ 16, HSPF ≥ 9 • Equipment must meet the nominal efficiency level based on the size category. Eligibility is based on ratings published in the AHRI Directory of Certified Performance (www.ahridirectory.org). • Both the condenser and evaporator must be replaced with matching outdoor/indoor units. Model numbers for both outdoor and indoor units must be provided.	\$75
Air Source Heat Pump 65,000 Btuh (5.4 tons) - 134,999 Btuh (10.9 Tons)	• EER ≥ 12, COP ≥ 3.4 • Equipment must meet the nominal efficiency level based on the size category. Eligibility is based on ratings published in the AHRI Directory of Certified Performance (www.ahridirectory.org). • Both the condenser and evaporator must be replaced with matching outdoor/indoor units. Model numbers for both outdoor and indoor units must be provided.	\$75
Air Source Heat Pump 135,000 Btuh (11 tons) - 240,000 Btuh (20 Tons)	• EER ≥ 12, COP ≥ 3.2 • Equipment must meet the nominal efficiency level based on the size category. Eligibility is based on ratings published in the AHRI Directory of Certified Performance (www.ahridirectory.org). • Both the condenser and evaporator must be replaced with matching outdoor/indoor units. Model numbers for both outdoor and indoor units must be provided.	\$75

GROUND SOURCE HEAT PUMP REPLACING ELECTRIC RESISTANCE HEATING

Equipment Type	Specifications	Rebate per Ton
< 5.4 tons	• EER > 16.5; COP > 3.5 • Replacing Electric Resistance < 65,000 Btuh (5.4 tons) • Both condenser and coil must be installed as a matched set. • The following documents must be included with this application: AHRI Certificate, Manufacturer's data sheet which includes efficiency and testing conditions; load calculation; and copy of invoice. • Systems qualify only if a geothermal heat exchanger is used for space heating and cooling. • System designer must be a Certified GeoDesigner (CGD) or be a licensed professional engineer who has successfully completed an accredited geothermal design course. • Systems must be 20 tons or less to qualify for prescriptive rebates. Systems over 20 tons may qualify for custom rebates.	\$750
5.4 tons - 10.9 tons	• EER > 16.5; COP > 3.5 • Replacing Electric Resistance 5.4 tons - 10.9 tons • Both condenser and coil must be installed as a matched set. • The following documents must be included with this application: AHRI Certificate, Manufacturer's data sheet which includes efficiency and testing conditions; load calculation; and copy of invoice. • Systems qualify only if a geothermal heat exchanger is used for space heating and cooling. • System designer must be a Certified GeoDesigner (CGD) or be a licensed professional engineer who has successfully completed an accredited geothermal design course. • Systems must be 20 tons or less to qualify for prescriptive rebates. Systems over 20 tons may qualify for custom rebates.	\$600

Additional measures continued on next page.

2021 RETROFIT PRESCRIPTIVE REBATES

NON-LIGHTING SPECIFICATIONS

GROUND SOURCE HEAT PUMP REPLACING ELECTRIC RESISTANCE HEATING

Equipment Type	Specifications	Rebate per Ton
11 tons - 20 tons	<ul style="list-style-type: none"> EER > 16.5; COP > 3.5 Replacing Electric Resistance 11 tons - 19.9 tons Both condenser and coil must be installed as a matched set. The following documents must be included with this application: AHRI Certificate, Manufacturer's data sheet which includes efficiency and testing conditions; load calculation; and copy of invoice. Systems qualify only if a geothermal heat exchanger is used for space heating and cooling. System designer must be a Certified GeoDesigner (CGD) or be a licensed professional engineer who has successfully completed an accredited geothermal design course. Systems must be 20 tons or less to qualify for prescriptive rebates. Systems over 20 tons may qualify for custom rebates. 	\$500

GROUND SOURCE HEAT PUMP REPLACING NATURAL GAS HEATING & A/C

Equipment Type	Specifications	Rebate per Ton
< 5.4 tons	<ul style="list-style-type: none"> EER > 16.5; COP > 3.5 Replacing Natural Gas < 65,000 Btuh (5.4 tons) Both condenser and coil must be installed as a matched set. The following documents must be included with this application: AHRI Certificate, Manufacturer's data sheet which includes efficiency and testing conditions; load calculation; and copy of invoice. Systems qualify only if a geothermal heat exchanger is used for space heating and cooling. System designer must be a Certified GeoDesigner (CGD) or be a licensed professional engineer who has successfully completed an accredited geothermal design course. Systems must be 20 tons or less to qualify for prescriptive rebates. Systems over 20 tons may qualify for custom rebates. 	\$750
5.4 tons - 10.9 tons	<ul style="list-style-type: none"> EER > 16.5; COP > 3.5 Replacing Natural Gas 5.4 tons - 10.9 tons Both condenser and coil must be installed as a matched set. The following documents must be included with this application: AHRI Certificate, Manufacturer's data sheet which includes efficiency and testing conditions; load calculation; and copy of invoice. Systems qualify only if a geothermal heat exchanger is used for space heating and cooling. System designer must be a Certified GeoDesigner (CGD) or be a licensed professional engineer who has successfully completed an accredited geothermal design course. Systems must be 20 tons or less to qualify for prescriptive rebates. Systems over 20 tons may qualify for custom rebates. 	\$600
11 tons - 20 tons	<ul style="list-style-type: none"> EER > 16.5; COP > 3.5 Replacing Natural Gas 11 tons - 19.9 tons Both condenser and coil must be installed as a matched set. The following documents must be included with this application: AHRI Certificate, Manufacturer's data sheet which includes efficiency and testing conditions; load calculation; and copy of invoice. Systems qualify only if a geothermal heat exchanger is used for space heating and cooling. System designer must be a Certified GeoDesigner (CGD) or be a licensed professional engineer who has successfully completed an accredited geothermal design course. Systems must be 20 tons or less to qualify for prescriptive rebates. Systems over 20 tons may qualify for custom rebates. 	\$500

PACKAGED TERMINAL HEAT PUMPS

Equipment Type	Specifications	Rebate per Unit
Packaged Terminal Heat Pump < 8,000 Btuh	<ul style="list-style-type: none"> EER ≥ 12.1, COP ≥ 3.4 Equipment must meet the nominal efficiency level based on the size category. Eligibility is based on ratings published in the AHRI Directory of Certified Performance (www.ahridirectory.org). Model numbers must be provided. 	\$50

Additional measures continued on next page.

2021 RETROFIT PRESCRIPTIVE REBATES

NON-LIGHTING SPECIFICATIONS

PACKAGED TERMINAL HEAT PUMPS

Equipment Type	Specifications	Rebate per Unit
Packaged Terminal Heat Pump 8,000-9,999 Btuh	<ul style="list-style-type: none"> EER \geq 11.5, COP \geq 3.2 Equipment must meet the nominal efficiency level based on the size category. Eligibility is based on ratings published in the AHRI Directory of Certified Performance (www.ahridirectory.org). Model numbers must be provided. 	\$50
Packaged Terminal Heat Pump 10,000-13,000 Btuh	<ul style="list-style-type: none"> EER \geq 10.9, COP \geq 3.1 Equipment must meet the nominal efficiency level based on the size category. Eligibility is based on ratings published in the AHRI Directory of Certified Performance (www.ahridirectory.org). Model numbers must be provided. 	\$50

VARIABLE FREQUENCY DRIVES (VFDs)

Equipment Type	Specifications	Rebate
HVAC Fans 1-20 HP	<ul style="list-style-type: none"> Must be for one of the following HVAC applications: supply fan, return fan, boiler draft fan or cooling tower fan. Motors larger than 20 HP may qualify for a custom rebate. VFDs are not eligible for a rebate when they are required by energy code. VFDs must be newly installed and not replacing existing VFDs. Must be controlled by an automatic signal. Must include a minimum 3% impedance series reactor. 	\$100/HP
Chilled Water Pumps 1-20 HP	<ul style="list-style-type: none"> Motors larger than 20 HP may qualify for a custom rebate. VFDs are not eligible for a rebate when they are required by energy code. VFDs must be newly installed and not replacing existing VFDs. Must be controlled by an automatic signal. Must include a minimum 3% impedance series reactor. 	\$100 /HP
Heated Water Pumps 1-20 HP	<ul style="list-style-type: none"> Motors larger than 20 HP may qualify for a custom rebate. VFDs are not eligible for a rebate when they are required by energy code. VFDs must be newly installed and not replacing existing VFDs. Must be controlled by an automatic signal. Must include a minimum 3% impedance series reactor. 	\$100/HP
Process Applications with Motors \leq 200HP	<ul style="list-style-type: none"> Rated motor horsepower \leq 200 HP; VFDs must be new and not replace existing VFDs; must be controlled by automatic signal and include a series reactor; NOT eligible for forward-curve fans with inlet guide vanes, variable pitch vane-axial fans, circulation pumps with integral variable speed technology. If $>$ 200 HP, please use our Custom Rebate Worksheet and seek pre-approval before purchasing equipment. 	\$80/HP
Agricultural Irrigation \leq 200HP	<ul style="list-style-type: none"> VFDs are not eligible for a rebate when they are required by energy code. VFDs must be newly installed and not replacing existing VFDs. Must be controlled by an automatic signal. Must include a minimum 3% impedance series reactor. If your project involves anything other than simply adding a VFD, please use our Custom Rebate Worksheet and seek pre-approval before purchasing equipment. 	\$40/HP

2021 RETROFIT PRESCRIPTIVE REBATES

NON-LIGHTING SPECIFICATIONS

COMPRESSED AIR		
Equipment Type	Specifications	Rebate
VFD Screw Air Compressor ≤ 200 HP	New measure must replace an air compressor with no VFD. Redundant or back-up compressors are not eligible; available for air compressors less than 201 HP. Those greater than 200 HP may use our custom program. Include CAGI data sheet (Compressed Air & Gas Institute, cagi.org) and invoice.	\$60 / HP
Compressed Air No-Loss Condensate Drain	Must replace standard condensate drains (open valve, timer, or both); timed drains are not eligible. Please include invoice for installed drains.	\$100 / Drain
Air-Entraining Nozzles – for nozzles that use less than 15 CFM at 100 psi	Must replace a standard nozzle; available for nozzles that use less than 15 CFM at 100 psi. Include invoice for all installed nozzles.	\$5 / Nozzle
Air Compressor Load/No Load Controls	Replacing no controls	\$25 / HP
Air Compressor Variable Displacement Controls	Replacing no controls	\$25 / HP
Compressed Air Low Pressure Drop Filters	Replacing Standard coalescing filter. Deep-bed "mist eliminator" style.	\$0.8 / Filter
MISCELLANEOUS		
Equipment Type	Specifications	Rebate
Room Air Conditioner	Must be ENERGY STAR® qualified.	\$20 / A/C Unit
Refrigeration Door/Frame Heater Control	Installation of humidity-based (antisweat) controls using a humidity sensor.	\$50 / Door
Outside Air Economizer with Dual-Enthalpy Sensors	<ul style="list-style-type: none"> Integrated Dual-Enthalpy Sensors The new control system will continuously monitor the enthalpy of both outside air and return air. The system will control the system dampers and adjust based on the two readings. 	\$150 / Economizer



[illegible]



*Energy-Smart Solutions from
Your Local Electric Cooperative*

NEW CONSTRUCTION PROGRAM

INFORMATION

Have questions or need help completing your application?
Call **877-653-8288** or email apply@PowerMoves.com.



NEW CONSTRUCTION PROGRAM

WHAT IS THE NEW CONSTRUCTION PROGRAM?

This program provides rebates for commercial accounts that are:

- Building a new facility,
- Adding on to an existing facility, or
- Changing the use of an existing facility or completing a total gut rehab.

WHO IS ELIGIBLE?

- Non-residential members of participating electric cooperatives.
- Building must be located on participating co-op lines.

WHAT IS THE REBATE LIMIT?

Rebates are PER BUILDING per year.

- \$25,000 Prescriptive
- \$50,000 Custom

HOW DO I GET THE MOST FROM THIS PROGRAM?

Talk to us before your plans are on paper. Often, we can help you and your contractors find a better solution at a lower cost and provide more rebate money.

HOW DO I GET STARTED?

Talk to your co-op. Ask them for a Project Information Form and to set up a meeting with our BNC energy engineer.

WHAT BASELINE DO YOU USE?

All rebates in this program are based on local energy codes:

- IN = ASHRAE 90.1-2007
- IL = 2018 IECC
- MO = ASHRAE 90.1-2007

FACILITIES - LIGHTING

Equipment Type	Rebate
Interior \geq 10% More Efficient Than Code	\$100/1,000 ft ²
Interior \geq 20% More Efficient Than Code	\$200/1,000 ft ²
Interior \geq 30% More Efficient Than Code	\$300/1,000 ft ²
Interior \geq 40% More Efficient Than Code	\$400/1,000 ft ²
Exterior Lighting	up to \$120/Fixture

FACILITIES - HVAC

Equipment Type	Rebate
Air Source Heat Pumps	\$50, \$60 or \$75/Ton
Geothermal Heat Pumps	\$500 - \$750/Ton
Air Cooled Unitary Packaged A/C and Split Systems	\$60 or \$75/Ton
VFDs on HVAC Systems	\$100/HP (not code required)
Chillers	\$25-\$40/Ton

FACILITIES - MISCELLANEOUS

Equipment Type	Rebate
Commercial Refrigeration	\$40/HP
VFDs on Process Systems	\$80/HP
VFD Screw Air Compressors \leq 200 HP	\$60/HP
Commercial Food Service Equipment	Varies

AGRICULTURE FACILITIES - LIGHTING

Equipment Type	Rebate
LED $<$ 15W ENERGY STAR Screw-In	\$3
LED \geq 15W ENERGY STAR Screw-In	\$5

ITEMS NOT ON THE LIST?

NO PROBLEM! WE CAN REVIEW AND PROVIDE A CUSTOM REBATE OFFER.
CONTACT US TODAY! CALL 877.653.8288 OR EMAIL APPLY@POWERMOVES.COM.



**POWER
MOVES®**

*Energy-Smart Solutions from
Your Local Electric Cooperative*

CUSTOM REBATES

RETROFIT SPECIFICATIONS

Have questions or need help completing your application?
Call **877-653-8288** or email apply@PowerMoves.com.



2021 RETROFIT CUSTOM REBATES SPECIFICATIONS

We cannot process applications if required documentation/information is not included. Please read this application carefully and include all information requested, including proposals and specification sheets. Not submitting requested documents will significantly delay processing and may disqualify your application. See “How to Apply” on pages 6-7 and the terms and conditions on page 8 for more information. Additional terms and conditions for Custom Rebates are found below.

REBATE AMOUNTS

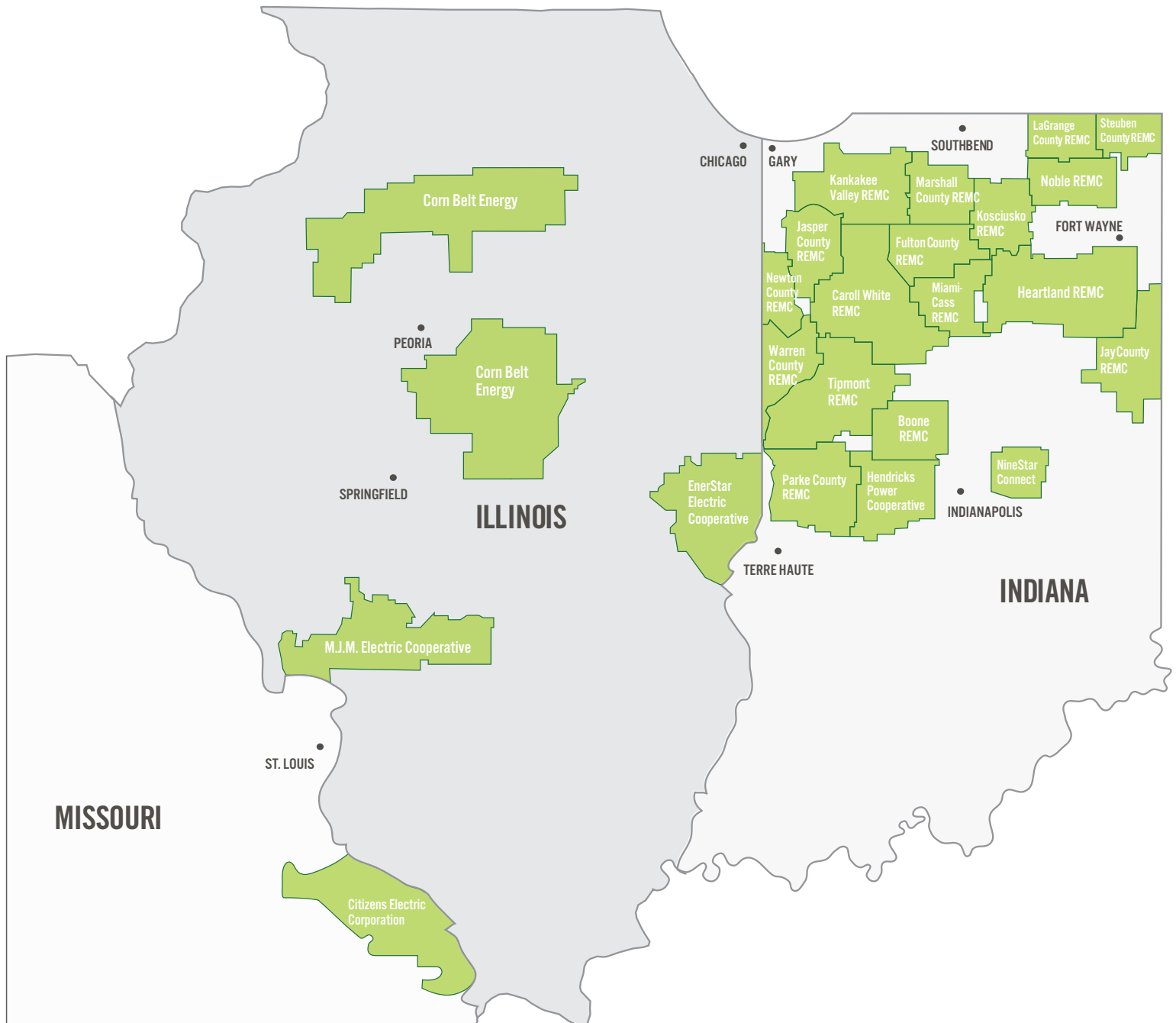
- Lighting and lighting controls project are calculated using \$.05/kWh saved in the first year.
- Non-lighting projects are calculated using \$.08/kWh saved in the first year.


CUSTOM PROGRAM REBATES HAVE LIMITS AS FOLLOWS:

- Rebates cannot exceed:
 - \$50,000 per calendar year per C&I member. Over cap requests will be considered but are not guaranteed, and should be made in writing to the POWER MOVES® Program Manager.
 - 50% of the project's cost.
- Paybacks must fall between 1-7 years.
 - If the calculated rebate will provide the member a project cost payback of less than 1 year, the rebate will be reduced to achieve a 1 year payback.
 - If the project cost payback is greater than 7 years no rebate will be paid.
- Projects must follow basic POWER MOVES® specifications as listed in the other applications and based on the type of custom project. Contact your energy engineer for specific requirements for your project.
- If you change equipment from what was pre-approved, we reserve the right to reduce or deny a rebate amount.
- Self-installed labor cannot be included in the project cost.



2021 WVPA AND PARTICIPATING MEMBER CO-OPS SERVICE AREA MAP





HAVE QUESTIONS?

WE'RE HERE TO HELP! CALL 877.653.8288 OR EMAIL APPLY@POWERMOTES.COM.